

AprilAire[®]

Dehumidifier

FEATURES

- Comes with either leveling feet (E100/E100H) or casters (E100C)
- Built-in automatic digital control with display. Can be set up for dehumidification and ventilation or zoning.
- Control mounting option is field-interchangeable from top to front
- ½" EPS cabinet insulation
- Top or end air discharge orientation
- Washable MERV 8 filter (part number 5881) and 10" diameter inlet/outlet duct collars
- Backdraft damper at outlet
- R32 refrigerant
- Corrosion-resistant aluminum coils
- 8' power cord (E100 & E100C only – plug type; E100H is a hardwired unit and doesn't ship with a power cord)
- 10°F–30°F discharge air temperature rise
- ¾" MNPT Threaded drain connection with threaded barbed fitting included
- 10' drain tubing (included with E100C and E100D only)
- 5-year warranty

SPECIFICATIONS

Capacity	@ 80°F/60% RH @ 73°F/60% RH	100 ppd 85 ppd
Energy Factor kW-h	@ 80°F/60% RH @ 73°F/60% RH	2.6 L/kW-h 2.35 L/kW-h
Airflow @ varying E.S.P. (external static pressure - dry coil)	0.0" w.c. 0.2" w.c. 0.4" w.c.	280 CFM 245 CFM 210 CFM
Voltage, phase, frequency	120 VAC, 1 phase, 60 Hz	
Current draw⁽¹⁾	6.7 Amps	
Noise	55 dBA ducted	
Dimensions (cabinet only)⁽²⁾	Width: 14", Height: 15", Length: 26"	
Unit Weight	64 lbs.	
Shipping Weight	82 lbs.	
Inlet air operating conditions during	Dehumidification:	50°F–104°F, 40°F dew point min.
	Ventilation:	40°F–140°F, 0%–99% RH (non-condensing)

⁽¹⁾Rated capacity, energy factor and current draw measured at 80°F/60% RH inlet air at 0.0 ESP.
⁽²⁾Height does not include adjustable feet. The width excludes the filter doors and length excludes the duct collars.

SPECIFICATION

Model E100

Dehumidifier



MODELS:

E100: Includes 8 ft. power cord

E100C: Uses casters instead of leveling feet

E100H: Terminal connection for hardwiring



PRINCIPLE OF OPERATION

The AprilAire E100 Dehumidifiers are designed to dehumidify the air coming into the unit by passing the incoming air over an evaporator coil to drop the air temperature below the dew point of the air. Moisture is removed from the air and drained out of the unit to a common floor or waste drain. The air is then reheated in the condenser coil and exits the unit.

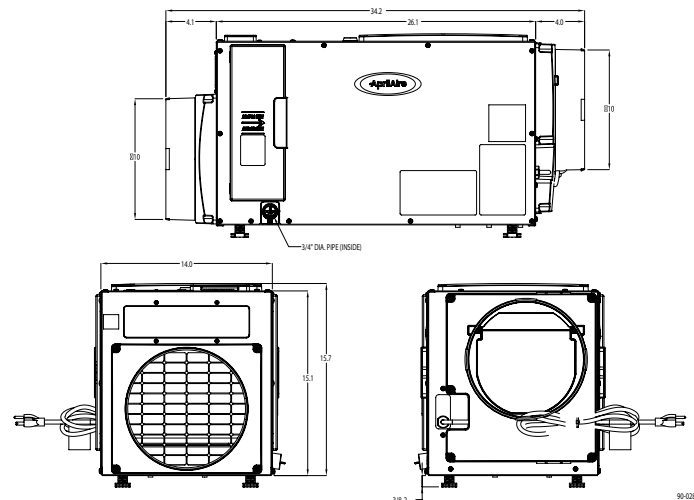
Dehumidification occurs until the set point is reached, then shuts off until periodic sampling determines a need for operation.

APPLICATION

The E100 Dehumidifiers are perfect for a wide range of applications including whole-home dehumidification and control of moisture in basements and crawl spaces.

CIRCULATION

The Model E100 can also be programmed to circulate air, which evens out relative humidity levels and temperature in the treated space, eliminating variations in the environment.

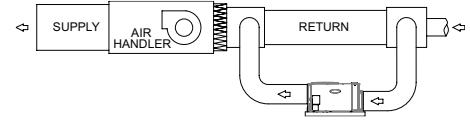


INSTALLATION OPTIONS FOR THE APRILAIRE E100 DEHUMIDIFIERS

Shown in horizontal applications, can be installed in vertical applications as well.

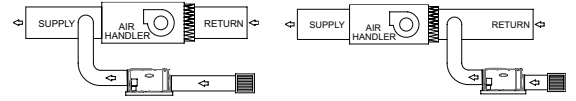
Main Return to Main Return – RECOMMENDED

- This application can be used when a supply duct is not available.
- Air is pulled from the return duct, dehumidified, and returned to the return duct.
- Assures that the dehumidified air is mixed with rest of the air in the duct before it re-enters the house.
- This application is for whole-home dehumidification.



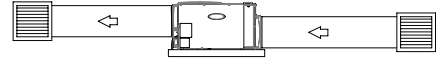
Dedicated Return to Main Supply or Dedicated Return to A/C Return

- This application can be used when a return or supply duct is not available.
- Air is pulled through a dedicated return grille, dehumidified, and returned to the supply plenum or return.
- This application is for whole-home dehumidification.



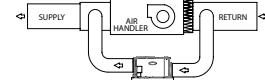
Inlet and Outlet ducted to dedicated grilles

- For homes without duct work. Use of the Model 5546 Living Space Duct Kit recommended.
- Dries a specific area that has a moisture issue (basements, crawl spaces, sealed attics, etc.).
- Dehumidifier can be located in a closet, mechanical room or unfinished area and ducted into a finished room.



Main Return to Main Supply

- Air is pulled from the return duct, dehumidified, and returned to the supply plenum.
- This application is for whole-home dehumidification.



OPTIONAL ACCESSORIES




Model 5822 Hanging Kit

- Simple pulley system installation
- Weight: 2.3 lbs.
- Supports 200 lbs.



Model 5546 Living Space Duct Kit

See dedicated grilles installation example above.



Model 5958 Condensate Pump Bracket

- Intuitive rail system
- No additional screws
- Threaded drain elbow

OPTIONAL WALL-MOUNT CONTROLS



Model S86WMUPR

- Color Graphical Display
- Real Language Setup
- Capacitive Touch Interface
- Programmable & Non-Programmable
- Dual Fuel Capable
- Air filter and HVAC Service Reminders
- High & Low Balance Point with Outdoor Temperature Sensor
- Geofencing Capabilities



Model 76

Wall Mount Dehumidifier Control

- On, Off buttons
- Wall-mounted living space control
- Displays RH and controls to an RH value
- Remote control for crawl space applications and sealed attics



Model 8920W with IAQ Control

- Universal 3H/3C or 4H/2C HP
- Event-Based™ Air Cleaning
- Humidity and Ventilation
- 2-Part 3-Wire design
- Full-color touch screen
- Wi-Fi

MODEL 76 SPECIFICATIONS

ELECTRICAL	EXTERNAL	REMOTE
Input voltage and current	Voltage: 24 VAC +/-20% Current: 25mA (nominal), 50mA (max.) at 24 VAC	Voltage: 35VDC (supplied by dehumidifier control board)
Output	Dry contact, normally open	Communication (RS485)
CONTROL	EXTERNAL	REMOTE
Control range	40% 80% RH	1 (less dry)–7 (more dry) 65°F–40°F dew point
Accuracy	+/-5% RH	See dehumidifier specifications
Differential	3% RH	
Low limit	40°F dew point	50°F dry bulb, 40°F dew point min.
High limit	99°F dry bulb	105°F dry bulb

Form No. 962 • 324897 • 02.25

© 2025 AprilAire | aprilairerpartners.com | 800.334.6011

AprilAire reserves the right to change specifications without notice.