

# AprilAire®

## Dehumidifier

### FEATURES

- Comes with leveling feet
- Wi-Fi enabled digital control with color graphical display. Can be set up for dehumidification with the option of ventilation.
- Control mounting option is field-interchangeable from top to front
- ½" EPS cabinet insulation
- Top or end air discharge orientation
- Washable MERV 8 filter (part number 5881) and 10" diameter inlet/outlet duct collars
- Backdraft damper at outlet
- R32 refrigerant
- Corrosion-resistant aluminum coils
- 8' power cord
- 10°F–30°F discharge air temperature rise
- ¾" MNPT Threaded drain connection with threaded barbed fitting included
- 5-year warranty

### SPECIFICATIONS

<b>Capacity</b>	@ 80°F/60% RH @ 73°F/60% RH	100 ppd 85 ppd
<b>Energy Factor kW-h</b>	@ 80°F/60% RH @ 73°F/60% RH	2.6 L/KW-h 2.35 L/KW-h
<b>Airflow @ varying E.S.P.</b> (external static pressure – dry coil)	0.0" w.c. 0.2" w.c. 0.4" w.c.	280 CFM 245 CFM 210 CFM
<b>Voltage, phase, frequency</b>	120 VAC, 1 phase, 60 Hz	
<b>Current draw<sup>(1)</sup></b>	6.7 Amps	
<b>Noise</b>	55 dBA ducted	
<b>Dimensions (cabinet only)<sup>(2)</sup></b>	Width: 14", Height: 15", Length: 26"	
<b>Unit Weight</b> <b>Shipping Weight</b>	64 lbs. 82 lbs.	
<b>Inlet air operating conditions during</b>	Dehumidification:	50°F–104°F, 40°F dew point min.
	Ventilation:	40°F–140°F, 0%–99% RH (non-condensing)

<sup>(1)</sup>Rated capacity, energy factor and current draw measured at 80°F/60% RH inlet air at 0.0 ESP.

<sup>(2)</sup>Height does not include adjustable feet. The width excludes the filter doors and length excludes the duct collars.

### SPECIFICATION

## Model E100W

### Wi-Fi Dehumidifier



### PRINCIPLE OF OPERATION

The AprilAire Model E100W Wi-Fi Dehumidifier features Wi-Fi enabled technology which offers easy installation, setup, and pairing. Maintenance is made easy through reliable monitoring and enhanced product support. This allows for best-in-class user experience to solve moisture and high humidity.

The AprilAire E100W Wi-Fi Dehumidifier is designed to dehumidify the air coming into the unit by passing the incoming air over an evaporator coil to drop the air temperature below the dew point of the air. Moisture is removed from the air and drained out of the unit to a common floor or waste drain. The air is then reheated in the condenser coil and exits the unit.

Dehumidification occurs until the set point is reached, then shuts off until periodic sampling determines a need for operation.

### APPLICATION

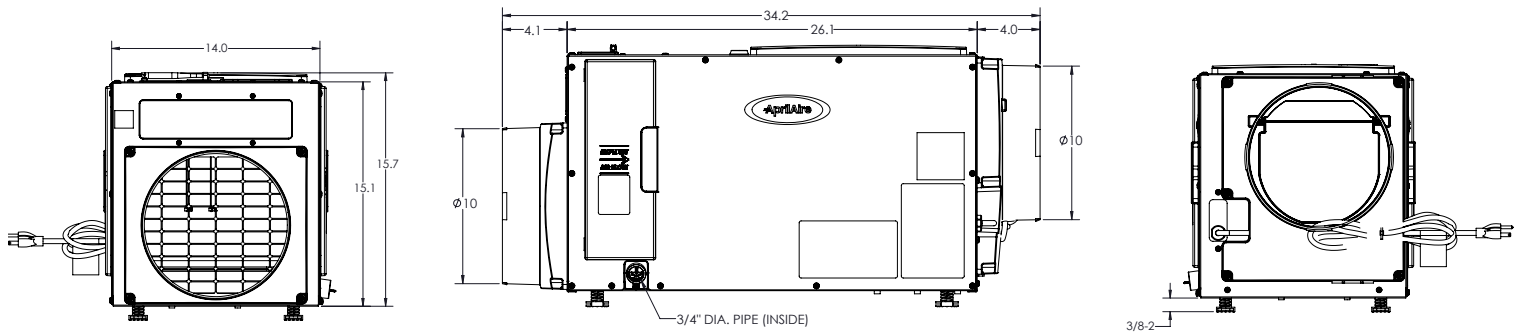
The E100W Dehumidifiers are perfect for a wide range of applications including whole-home dehumidification and control of moisture in basements and crawl spaces.

The AprilAire Model E100W Wi-Fi Dehumidifier offers:

- Turn-Key Provisioning: Built-in control w/bluetooth
- Intuitive Controls: Enhanced, digital interface and app integration for ongoing monitoring and maintenance
- Integration with AprilAire Healthy Air App for alerts, diagnosis, and updates

### CIRCULATION

The Model E100W can also be programmed to circulate air, which evens out relative humidity levels and temperature in the treated space, eliminating variations in the environment.

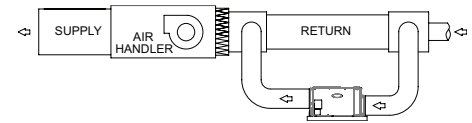


## INSTALLATION OPTIONS FOR THE APRILAIRE E100W DEHUMIDIFIERS

Shown in horizontal applications, can be installed in vertical applications as well.

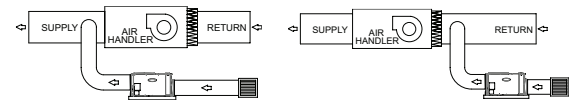
### Main Return to Main Return – RECOMMENDED

- This application can be used when a supply duct is not available.
- Air is pulled from the return duct, dehumidified, and returned to the return duct.
- Assures that the dehumidified air is mixed with rest of the air in the duct before it re-enters the house.
- This application is for whole-home dehumidification.



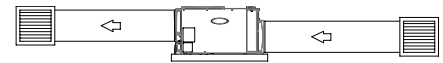
### Dedicated Return to Main Supply or Dedicated Return to A/C Return

- This application can be used when a return or supply duct is not available.
- Air is pulled through a dedicated return grille, dehumidified, and returned to the supply plenum or return.
- This application is for whole-home dehumidification.



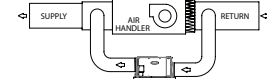
### Inlet and Outlet ducted to dedicated grilles

- For homes without duct work. Use of the Model 5546 Living Space Duct Kit recommended.
- Dries a specific area that has a moisture issue (basements, crawl spaces, sealed attics, etc.).
- Dehumidifier can be located in a closet, mechanical room or unfinished area and ducted into a finished room.



### Main Return to Main Supply

- Air is pulled from the return duct, dehumidified, and returned to the supply plenum.
- This application is for whole-home dehumidification.



## OPTIONAL ACCESSORIES



### Model 5822 Hanging Kit

- Simple pulley system installation
- Weight: 2.3 lbs.
- Supports 200 lbs.



### Model 5546 Living Space Duct Kit

See dedicated grilles installation example above.



### Model 5958 Condensate Pump Bracket

- Intuitive rail system
- No additional screws
- Threaded drain elbow

## OPTIONAL COMPATIBLE CONTROLS



### Model S86WMUPR

- Color Graphical Display
- Real Language Setup
- Capacitive Touch Interface
- Programmable & Non-Programmable
- Dual Fuel Capable
- Air filter and HVAC Service Reminders
- High & Low Balance Point with Outdoor Temperature Sensor
- Geofencing Capabilities



### Model 8920W with IAQ Control

- Universal 3H/3C or 4H/2C HP
- Event-Based™ Air Cleaning
- Humidity and Ventilation
- 2-Part 3-Wire design
- Full-color touch screen
- Wi-Fi